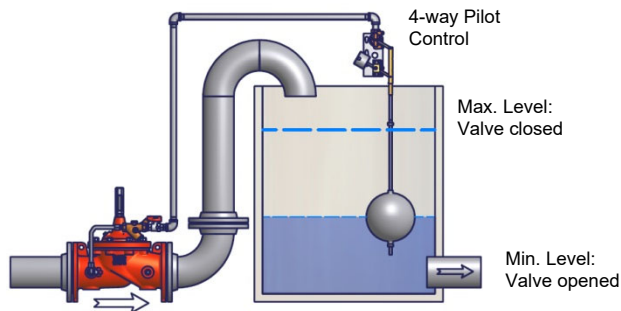


► Simple, Reliable and Accurate

- Completely Automatic Operation
- Easy Adjustment and Maintenance
- Quality Approved Materials
- World Wide Support

► CLA-VAL SERIES 100 Main Function




► CLA-VAL 100-CF1 & 124-01 Typical Application

The CLA-VAL 100-CF1 & 124-01 is equipped with a 4-way pilot control type CF1-C1.

The CLA-VAL 100-CF1 is designed to open when the liquid level reaches a preset min. level and closes drip tight when the filling of the tank reaches the preset max. level.

The CLA-VAL 124-01 Float Valve is commonly mounted above the high water level in a tank. Globe pattern valves are supplied standard with the float control mounted on the cover as illustrated, with a horizontal discharge. Angle valves are configured to discharge downwards.

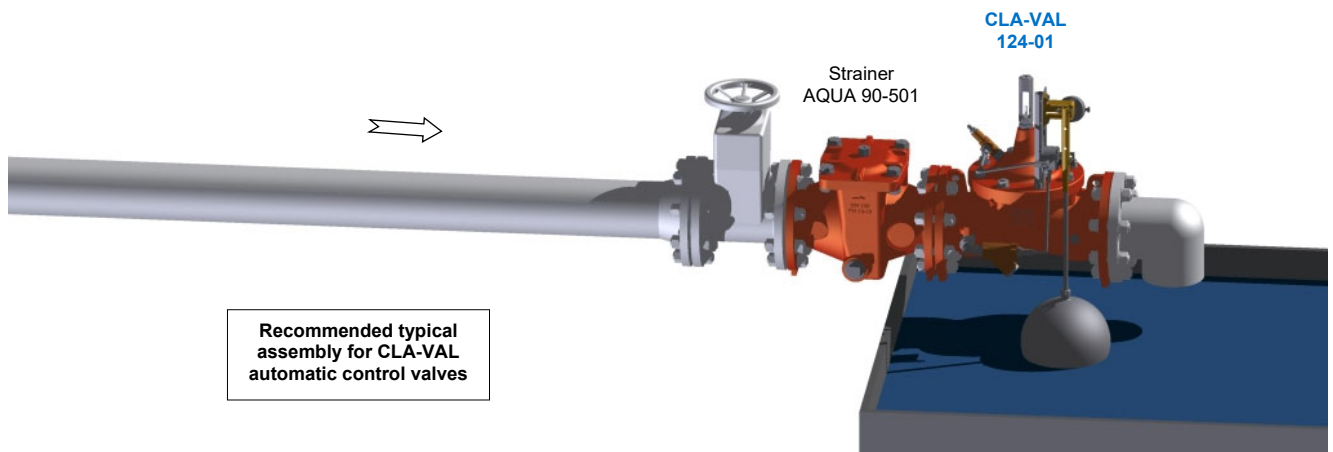


The CLA-VAL SERIES 100 On/Off Float Level Control Valve is a non-modulating valve which accurately controls the liquid level in a tank. This valve opens fully when the liquid level reaches a preset low level and closes drip tight when the liquid level reaches a high level.

Make your valve even Better!

<i>LFS Option?</i>	<i>Control</i> Low flows or night flows
<i>KO Option?</i>	<i>Extend</i> valve life with Anti-Cavitation trim
<i>KG1 Option?</i>	<i>Use</i> stem cleaning for harsh water
<i>Maintenance?</i>	<i>Check</i> on periodic maintenance
<i>Environment?</i>	<i>Adapt</i> to high temperatures or frost risk
<i>Security?</i>	<i>Add</i> hydraulic safety back-up to your valve
<i>Protection?</i>	<i>Remove</i> excessive system overpressures
<i>Corrosion?</i>	<i>Protect</i> your valve with upgraded materials

Not just Products but Solutions: contact CLA-VAL!



Recommended typical assembly for CLA-VAL automatic control valves