
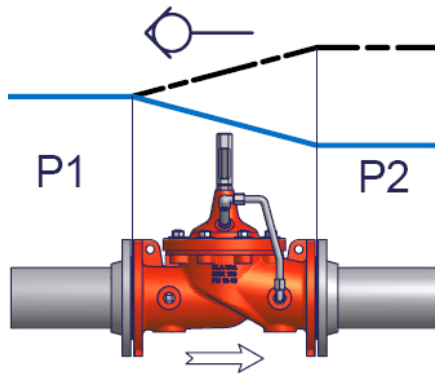


► Simple, Reliable and Accurate

- Completely Automatic Operation
- Easy Adjustment and Maintenance
- Quality Approved Materials
- World Wide Support

► CLA-VAL SERIES 81 Main Function



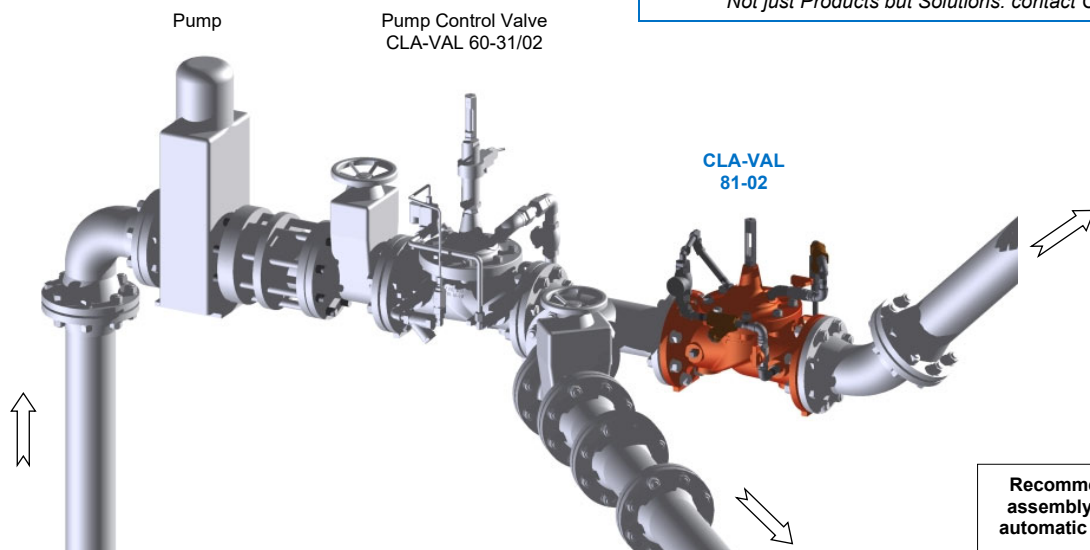
The CLA-VAL SERIES 81 is a hydraulically operated Check Valve. The valve opens when inlet pressure exceeds outlet pressure. In case of reversal pressure, the higher outlet pressure closes the valve to prevent backflow through the valve.

► CLA-VAL 81-02 Typical Application

The CLA-VAL 81-02 is typically installed on the discharge of pumps or well pumping systems to prevent through its positive shut-off any backflow when the pump is off.

The CLA-VAL 81-02 is equipped with a pilot system controlling its opening speed to avoid any start surge; its high capacity soft sealing is absorbing the closing shock, whose speed can on request be controlled.

Installation : Reverse Flow



Make your valve even Better!

LFS Option?	<u>Control</u> Low flows or night flows
KO Option?	<u>Extend</u> valve life with Anti-Cavitation trim
KG1 Option?	<u>Use</u> stem cleaning for harsh water
Maintenance?	<u>Check</u> on periodic maintenance
Environment?	<u>Adapt</u> to high temperatures or frost risk
Security?	<u>Add</u> hydraulic safety back-up to your valve
Protection?	<u>Remove</u> excessive system overpressures
Corrosion?	<u>Protect</u> your valve with upgraded materials

Not just Products but Solutions: contact CLA-VAL!

**Recommended typical
assembly for CLA-VAL
automatic control valves**